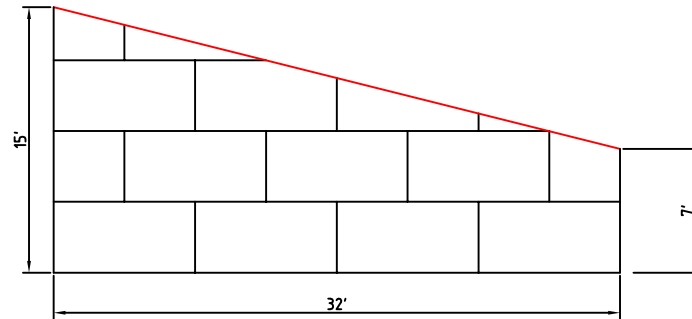
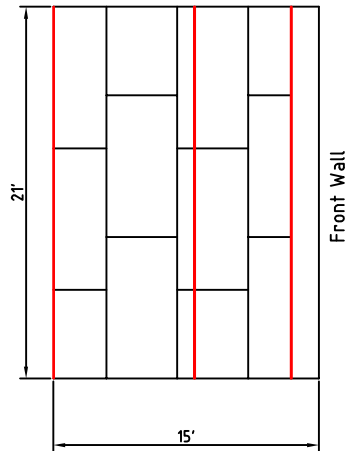


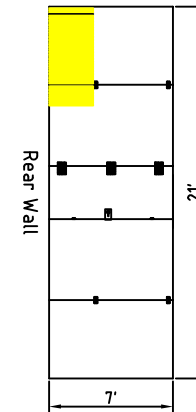
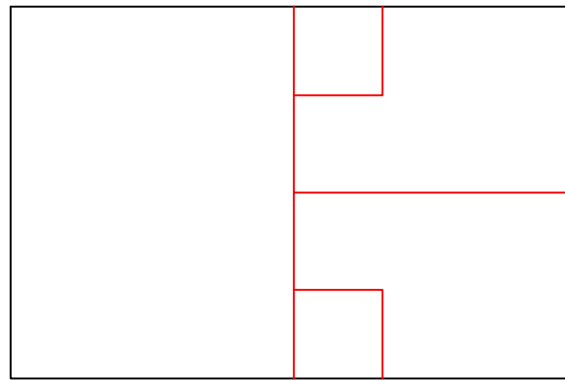
Side Wall



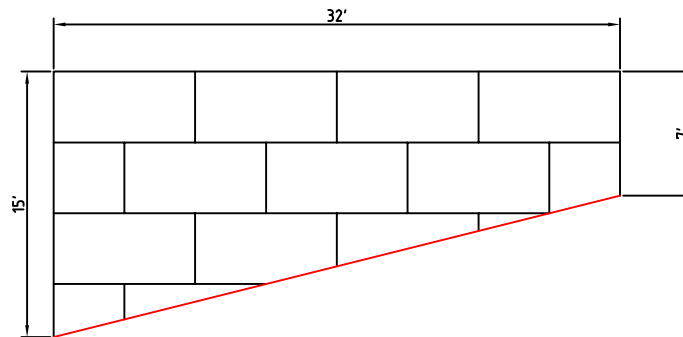
NOTES:
 Refer to Conditions & Responsibilities
 of Owner/General Contractor
 All finishes outside the court(s) by
 others.
 All gypsum board and dry wall
 applications by others
 Ceiling and lighting by others



Front Wall



Rear Wall



Side Wall



HOLLMAN, INC.

1825 Walnut Hill Lane, Suite 110, Irving, TX 75038
 P:(972) 331-2800 F:(972) 331-2921
 www.hollman.com

SQUASH COURT
 PANEL CONFIGURATION

Date: -----

Drawn by:
TOM

Project Name: -----

DRAWING SCALE: 1/16" = 1'