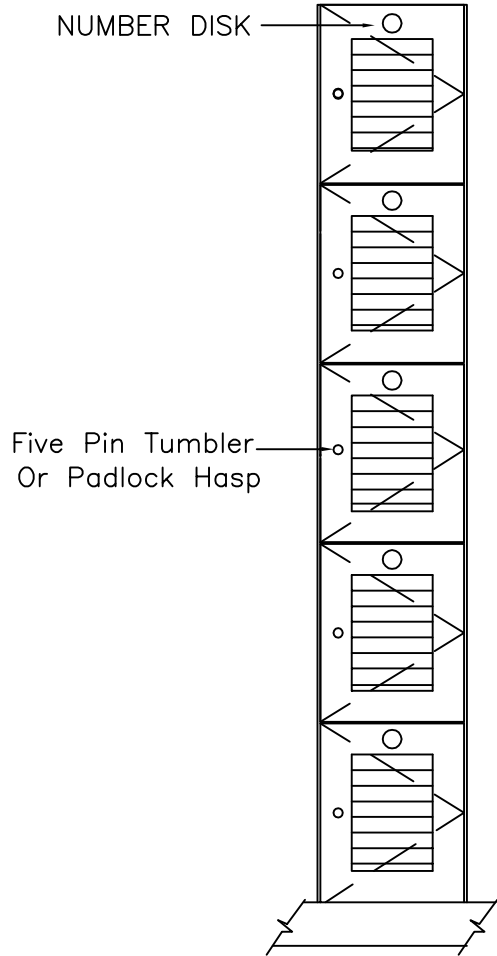
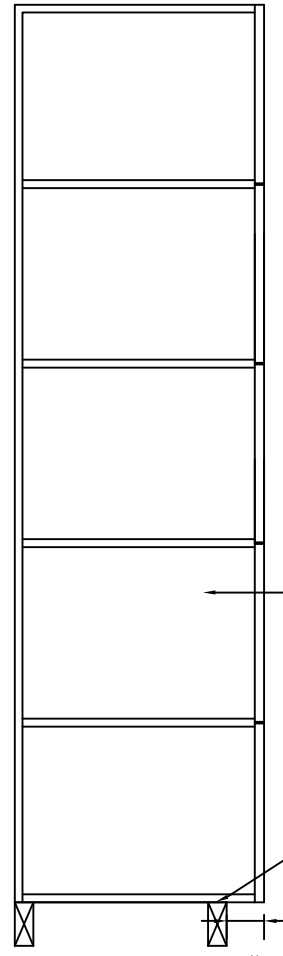


Locker Doors:
 Finish:
 Edgeband:
 Lock:
 Hardware:
 No. Sequence:

QTY.: ___ Lockers at Men's Rm.
 ___ Lockers at Women's Rm.



FRONT ELEVATION




SECTION VIEW

ALMOND
MELAMINE INTERIOR

2 mm PVC
EDGE BAND

2 x 4's on
1/2" Plywood
(BY INSTALLERS)



FRONT ELEV.-DOOR REMOVED



HOLLMAN, INC.
 1825 Walnut Hill Lane, Irving, TX 75038
 P: 972/331-2800 F: 972/331-2921

Model E

| | | |
|-------------|-----------|-----------|
| DATE: | APPROVED: | DRAWN BY: |
| PROJECT: | | |
| DRAWING NO. | | E |