

Glass Series




- ✓ High durability
- ✓ Clean, modern look
- ✓ Pantone color matching
- ✓ Non-porous surface
- ✓ Sanitary & easy to clean

For a polished, modern aesthetic, glass lockers are the way to go.


Glass lockers are surprisingly durable and perfect for high-use areas that get an above-average amount of moisture. Our glass is tempered and a quarter of an inch thick, adding a luxurious look and feel that's perfect for contemporary spaces.

COLOR OPTIONS


BACK PAINTED




Tech White



Cool Mint



Light Grey



Grey



Suede



Frosted Black



Salsa



Any Pantone
Color

TRANSLUCENT



Frosted

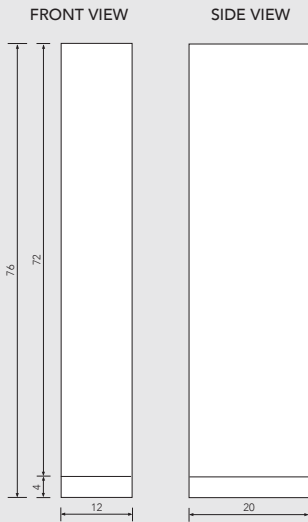


Smoke

Additional Colors

While this curated group of swatches represent the most popular glass colors, we can match any Pantone color to suit your needs. Contact your sales executive for details.

SIZE OPTIONS



STANDARD SIZES & FEATURES

AVAILABLE SIZES (INCHES)

WIDTH	HEIGHT	DEPTH
12"/15"	72"/84"	20"

Standard dimensions: 12 x 72 x 20

STANDARD HARDWARE


Chrome garment/hat hooks
Garment rod



MODELS

Single Door

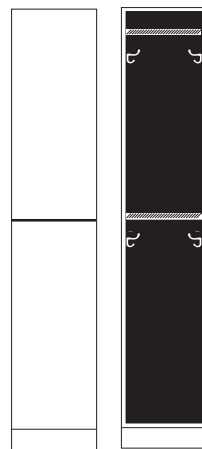
A-SERIES



A1

Double Door

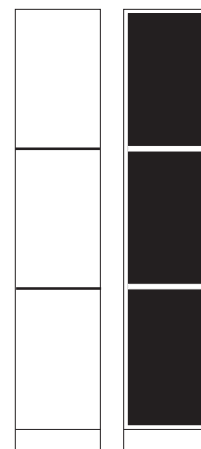
B-SERIES



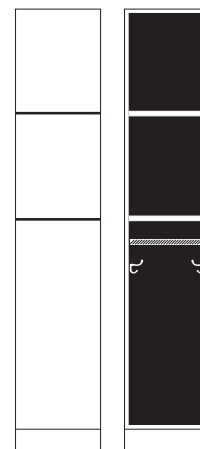
B1

Triple Door

C-SERIES




C



HYC

Quad Door

D-SERIES



D

About Hollman

Hollman has been leading the way in lockers for top fitness, athletic, medical, cultural, golf, resort and corporate facilities since 1976. Located in Irving, Texas, we have a dedicated engineering and design staff with the expertise to make your project a success. All Hollman lockers are backed by our industry-leading warranty and white glove installation is available. Please reach out - we would love to work with you on your next project!